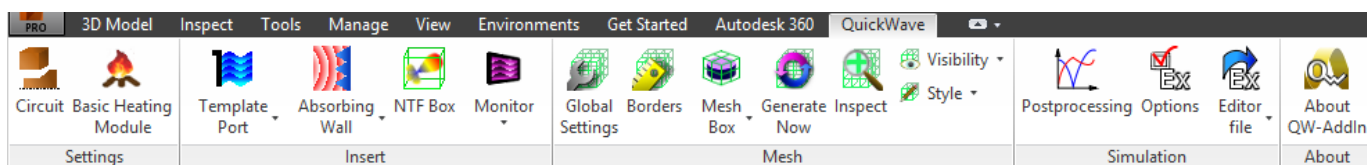


QW-ADDIN

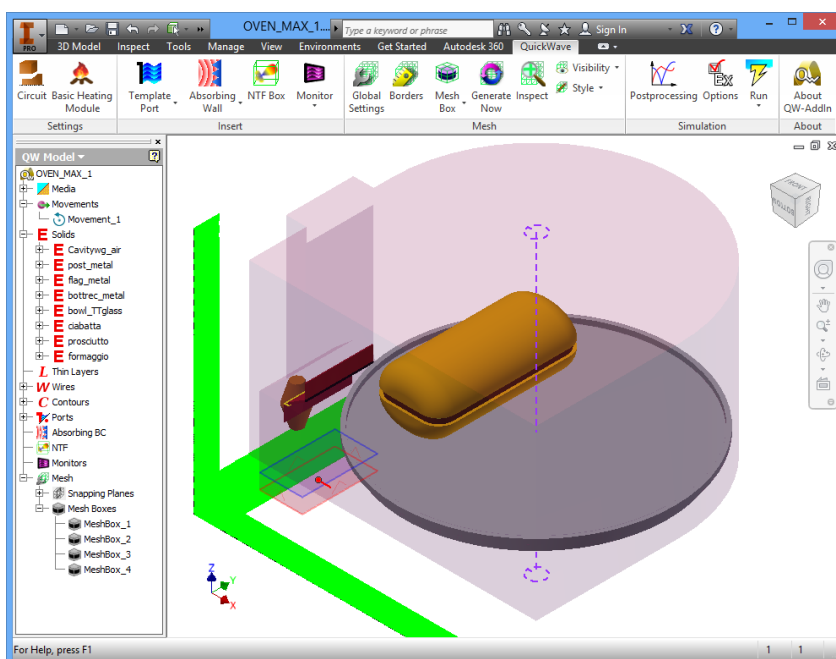
QW-AddIn for Autodesk® Inventor® Software, a wide-spread mechanical tool, allows defining a complete electromagnetic simulation directly in the popular mechanical data environment. All simulation parameters can be set directly in the Autodesk® Inventor® Software using very convenient and well known dialogues from QuickWave interface.

QW-AddIn for Autodesk® Inventor® Software uses a plug-in architecture to bind with CAD environment and allows geometry changes in the CAD model without re-defining electromagnetic parameters.



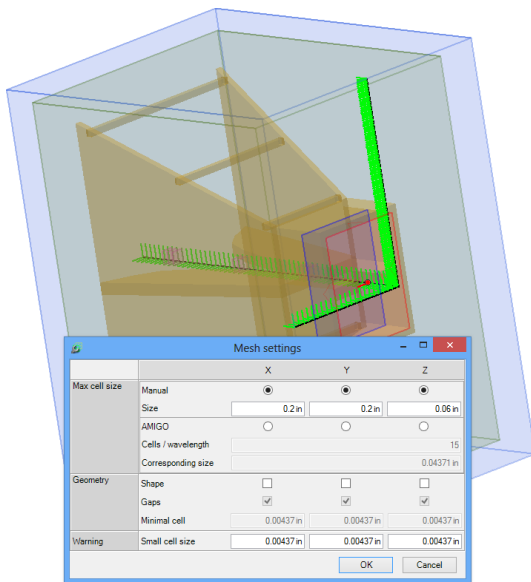
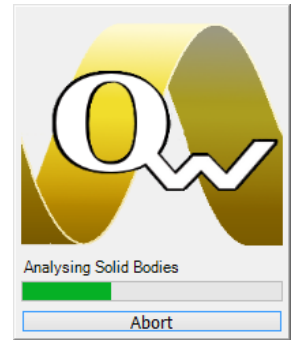
- user-friendly CAD environment for complex geometry definition,
- easy-to-learn set of tools,
- complete electromagnetic simulation definition,
- automatic QuickWave-3D and QuickWave-V2D simulation models generation,
- EM sources, field monitors, boundary conditions, wires, contours,
- postprocessing tasks: S-parameters, antenna pattern, power available etc.,
- Automatic Mesh Intelligent Generation Option (AMIGO), special planes, meshboxes, mesh controlling tools,
- BHM parameters, rotation definition,
- material parameters,
- parameterised geometry,
- ready to use in optimisation and parameter sweep

Commercially available Whirlpool-Max microwave oven (view in Autodesk® Inventor® Software).



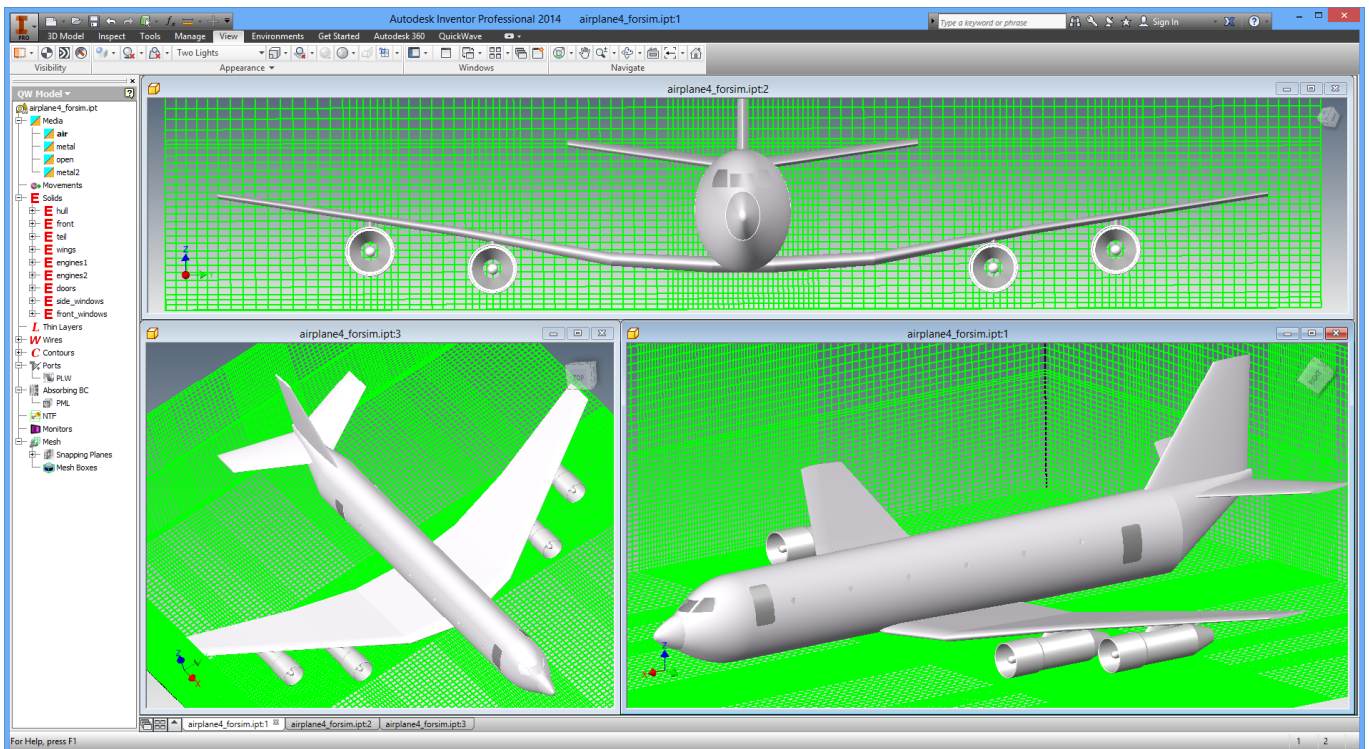
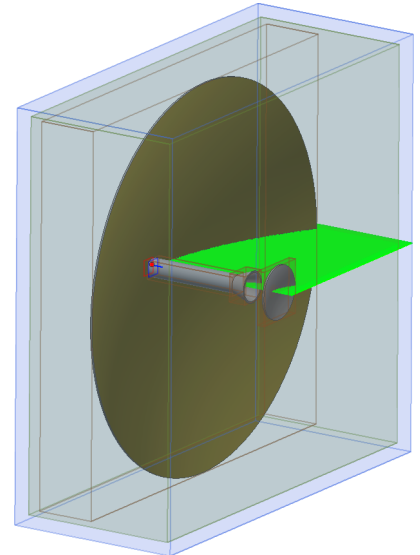
QW-ADDIN

QW-AddIn for Autodesk® Inventor® Software allows building the complete project for electromagnetic simulation in a very easy and convenient way. User friendly CAD environment is the easiest way to define the geometry. Set of self explaining QuickWave-3D like dialogues provides very convenient tool for settings of electromagnetic properties such as assigning the materials, adding ports, boundary conditions, setting postprocessings and excitation parameters. After that, just click to start the simulation.



Broadband antenna – Mesh settings dialogue.

Two reflectors Cassegrain antenna – vector 2D (V2D) axisymetrical example.



An airplane with defined mesh (view in Autodesk® Inventor® Software).